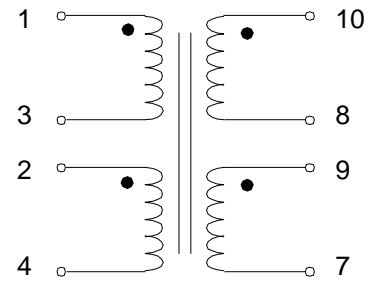


ADSL Transformer

Turns Ratio Pri. to Sec.	1 : 1 ± 2%			
Parameter	Min.	Typ.	Max.	Units
Inductance	423		486	μH
Leakage Inductance			5.0	μH
DC Resistance 1-4, (short 3-2)			0.8	Ω
DC Resistance 10-7, (short 8-9)			0.6	Ω
Hi-Pot Primary to Secondary	2000			V _{RMS}

Schematic Diagram



@10kHz- 0.1V 1-4 (2-3 shorted).

*Pins 10 - 7 (short 8&9) to 1 - 4 (short 2&3)
 Primary = Line Side
 Secondary = Chip Side.

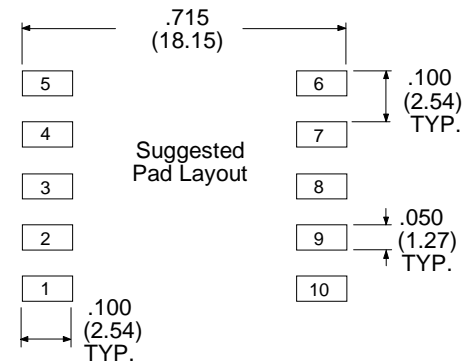
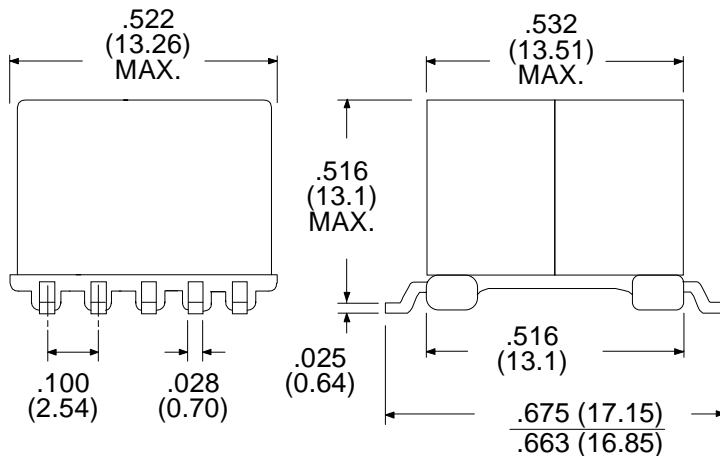
Tested to IEC 68-2-14:1984 Nb

Designed for use with
 Alcatel MTK-20140\20131

Designed to meet UL 1950 supplementary insulation with a working voltage of 250.

Materials used in construction of this component meet or exceed UL Class B and can be operated up to 130°C

Dimensions in Inches (mm)



RHOMBUS P/N: T-1287G

CUST P/N:

NAME:

DATE: 8/22/00

SHEET: